



**If you've ever said the following...**

I'm crap at neurology  
 I'm rubbish at reflexes  
 I'm rubbish at eye movements  
 I haven't a clue about neuroanatomy

**... then this talk is for you**

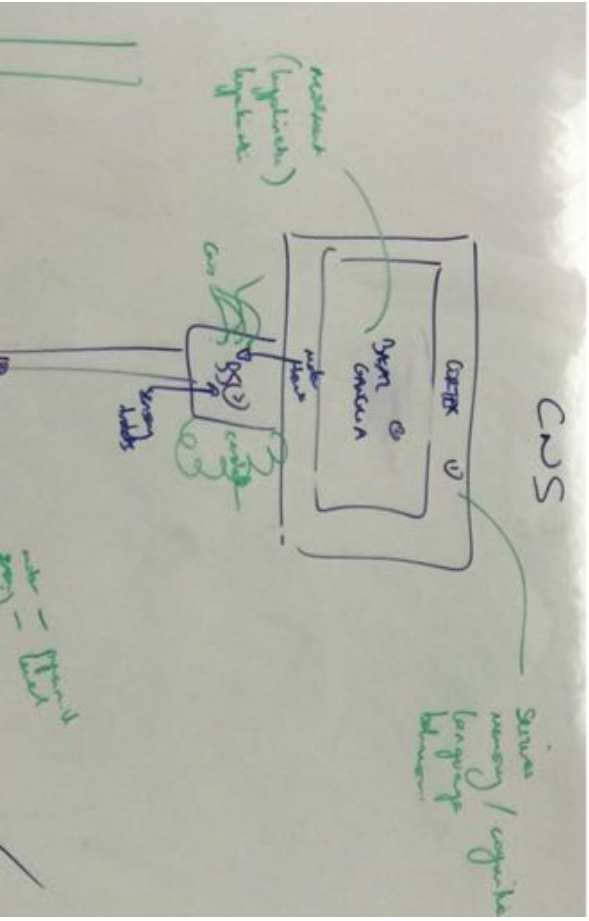


**Anatomy? Schmanatomy!**

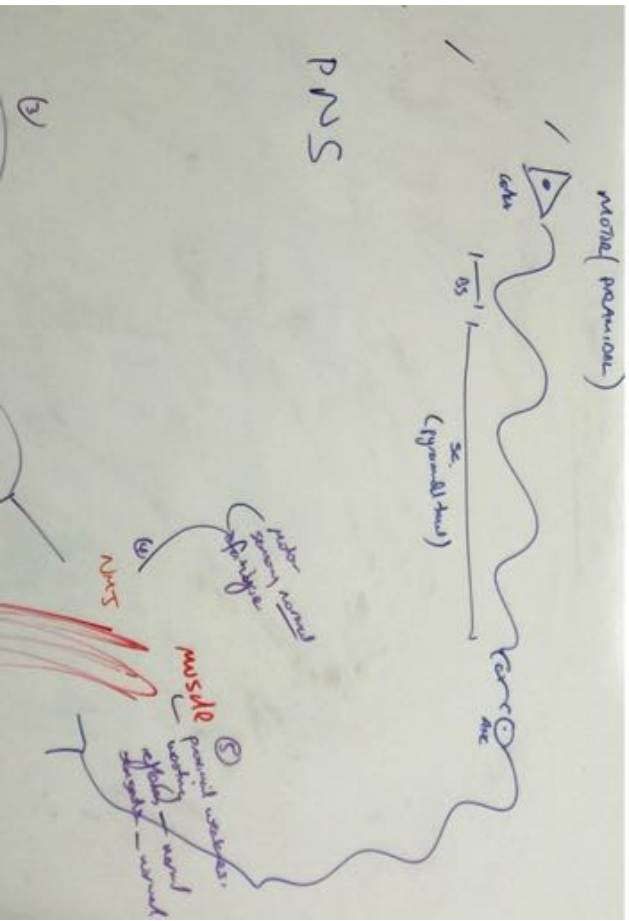
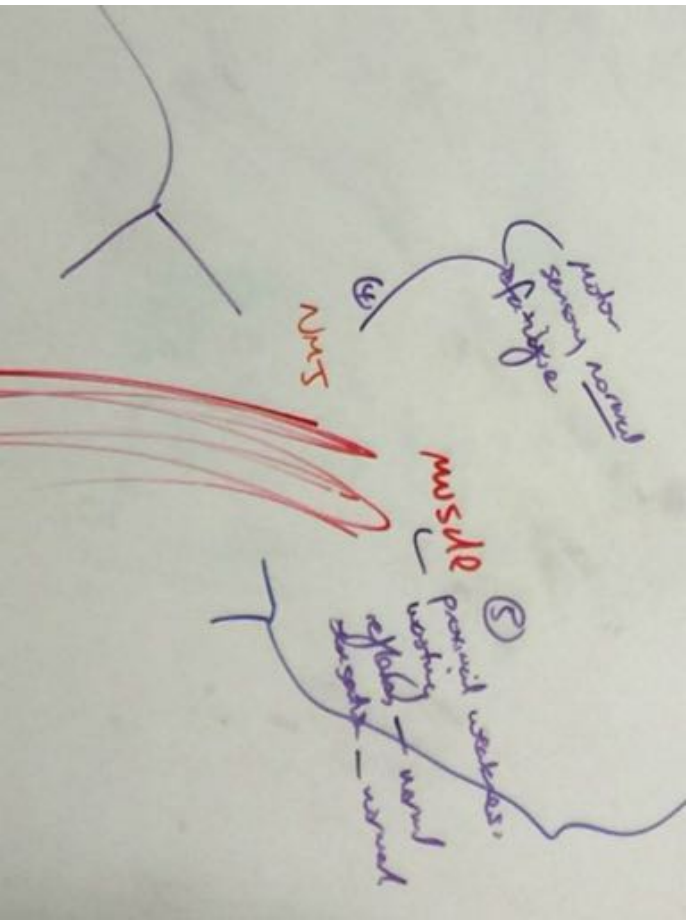
The rule of fives



**IIIC I**



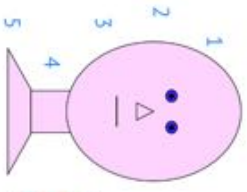




- INFECTION
- NEOPLASTIC
- VASCULAR
- INFLAMMATORY/IMMUNE
- T RAUMA
- ENDOCRINE
- DEGENERATIVE
- METABOLIC
- DRUGS

### Who's afraid of the cranial nerves?

Cranial nerves - the easy way



- 1 Eyes - five bits
- 2 Motor - five bits
- 3 Sensory - five bits



Head sensation  
Hand Ppt

ny!

# facial sensation

# hearing

corneal

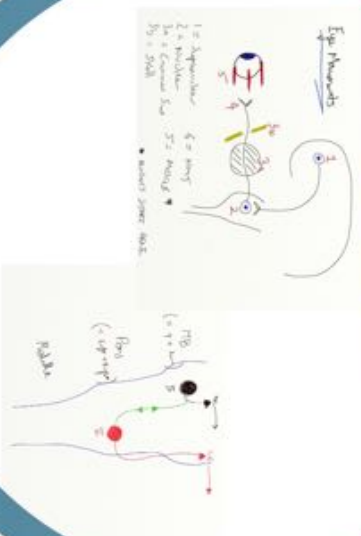
gag

smell



Anatomy? Again? Again?  
Really?

The second rule of fives

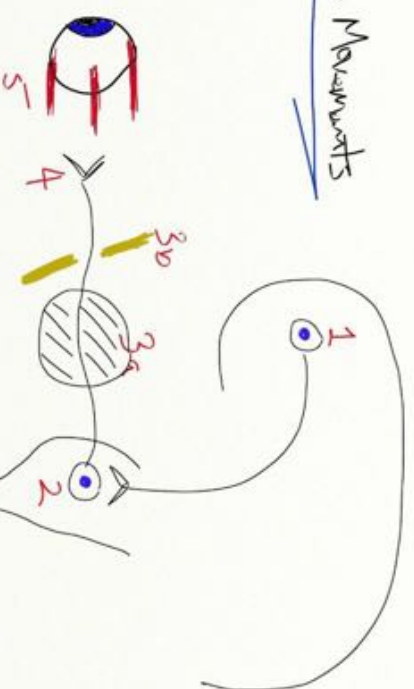


## Eye Movements

1 = Supranuclear  
2 = Nucleus  
3a = Cerebellum  
3b = Skull

4 = Nerve  
5 = Muscle

\* ALWAYS START HERE



## Types of eye movement

- voluntary saccades - "look left, look right"
- pursuit - "follow my pen"
- targeted saccades - "look at my finger ... pen"
- using all three will help you work out the nature of the problem

